



SERVICE BULLETIN

DATE: 06 OCTOBER 1998
PAGE 1 OF 3

MANDATORY

FADEC MANUAL SWITCH GUARD MODIFICATION

1. PLANNING INFORMATION

A. Aircraft Affected:

All McDonnell Douglas Helicopter Systems (MDHS) MD600N helicopters, serial number RN003 thru RN044.

B. Assembly/Components Affected By This Notice:

Stick Assembly, Collective, Pilot (P/N 600N7750)
Stick Assembly, Collective, Pilot, Right Hand Command (P/N 600N7780)

C. Reason:

To install an additional guard near the Engine Control Unit (ECU) (manual/auto) switch located on the collective stick assemblies. The new guard provides additional protection against inadvertant ECU switch activation. Failure to comply with the requirements of this Bulletin may result in the switch being turned to manual mode during flight which could cause unanticipated speed-up or slow down the engine with associated changes in rotor RPM leading to possible overspeed.

D. Description:

Procedures in this Bulletin provide owners and operators with information pertaining to adding an additional guard to the collective stick assemblies noted above. The additional guard will add protection to both sides of the switch.

E. Time of Compliance:

The requirements of this Bulletin shall be accomplished by 31 October 1998.

F. FAA Approval:

The technical design aspects of this Bulletin are FAA Approved.

G. Manpower:

0.5 man-hours.

H. Interchangeability:

None

I. Material/Part Availability:

Contact MDHS Field Service Dept.

REPLACEMENT PARTS/SUPPLIES			
Nomenclature	Part No.	Qty.	Source
Switch Guard – ECU Auto/Man	600N7769-1	1	MDHS
Screw	NAS600-5P	2	Commercial or MDHS
Washer	MS35333-36	2	Commercial or MDHS

MANDATORY

DATE: 06 OCTOBER 1998
PAGE 2 OF 3

SERVICE BULLETIN

MANDATORY

J. Warranty Policy:

MDHS will provide new switch guard and 0.5 hours labor credit to add the additional guard.

K. Tooling:

N/A

L. Weight and Balance:

N/A

M. Electrical Load Data:

N/A

N. Other Publications Affected:

Illustrated Parts Catalog (CSP-IPC-4)

2. ACCOMPLISHMENT INSTRUCTIONS

Refer to Figure 1 when performing the accomplishment instructions of this Bulletin.

- (1). Remove existing switch guard (P/N 600N7759-1)
- (2). Remove nut securing the switch.
- (3). Place the new switch guard (P/N 600N7769-1) over the switch and reinstall switch nut.
- (4). Place the old switch guard on top of new guard and install washers and screws provided by MDHS.
- (5). Record compliance to this Service Bulletin in the Compliance Record section of the helicopter Log Book.

3. DISPOSITION OF PARTS REMOVED

Scrap

4. POINTS OF CONTACT

For further assistance, contact your local MDHI Field Service Representative (refer to the latest revision of the "At Your Service" handbook for address and telephone numbers) or contact the Field Service Department at MDHI, Mesa, Arizona. Telephone 1-800-388-3378 or (480) 891-6342. DATAFAX: (480) 891-6782.

SERVICE BULLETIN

DATE: 06 OCTOBER 1998
PAGE 3 OF 3

MANDATORY

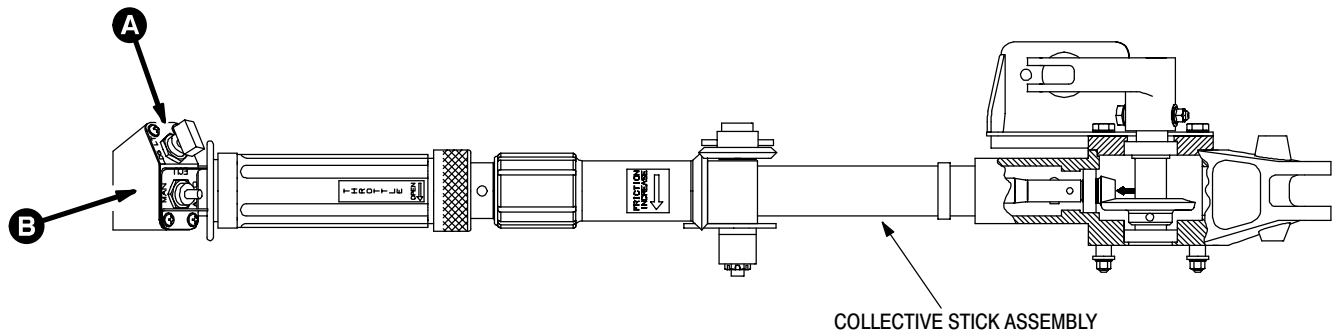
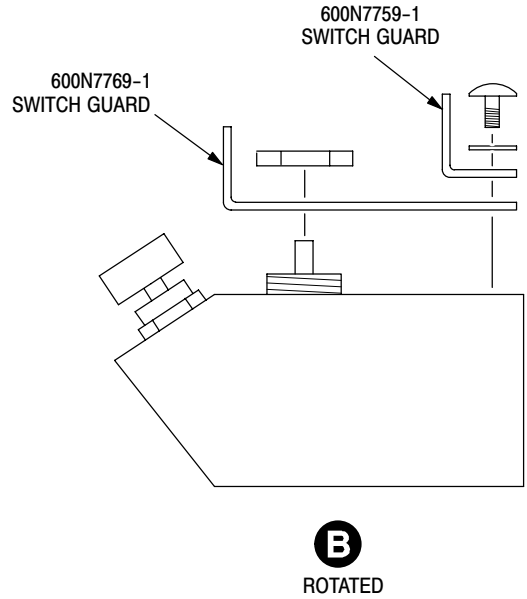
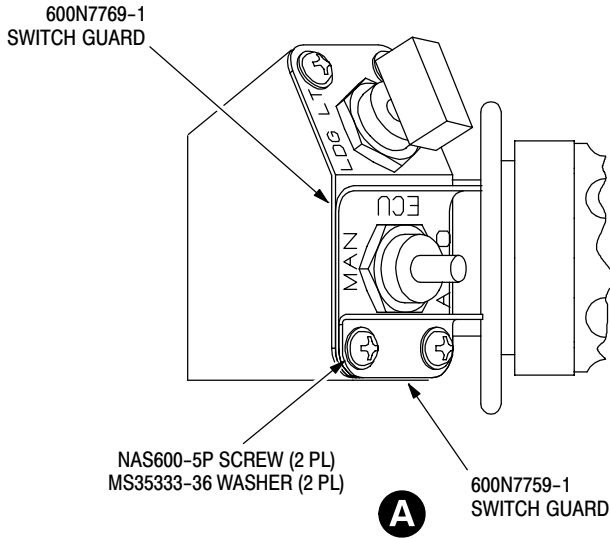


Figure 1. ECU Switch Guard Modification.

MANDATORY